





ESTATE AGENTS

[www.cwestateagents.co.uk](http://www.cwestateagents.co.uk)



## Townfields Crescent, Winsford CW7 1EJ

Offers in excess of £375,000



01606 514 152 | [info@cwestateagents.co.uk](mailto:info@cwestateagents.co.uk)  
@CWestateAgent | @CWestateAgents

# Townfields Crescent

, Winsford, CW7 1EJ

Offers in excess of £375,000



## Hallway

14'1" x 8'10" (4.299m x 2.703m)

## Lounge

13'1" x 12'10" (3.991m x 3.935m)

## Opening Into Dining Room

14'9" x 12'4" (4.500m x 3.769m)

## Kitchen

12'0" x 11'10" (3.667m x 3.612m)

## Inner hallway

## Utility Room

7'2" x 6'2" (2.196m x 1.904m)

## Downstairs WC

3'11" x 3'9" (1.201m x 1.157m)

## Orangery

17'4" x 12'1" (5.304m x 3.695m)

## Integral Garage

13'8" x 10'0" (4.188m x 3.062m)

## Landing

9'10" x 7'9" (3.018m x 2.387m)

## Bedroom One

14'4" x 13'1" (4.385m x 4.010m)

## Bedroom Two

13'7" x 12'8" (4.156m x 3.884m)

## Bedroom Three

11'0" x 8'7" (3.011m x 2.628m)

## Bedroom Four

9'3" x 8'10" (2.840m x 2.704m)

2.840m x 2.704m

## Family Bathroom

11'9" x 9'5" (3.594m x 2.876m)

## Externally



## Floor Plan

Ground Floor  
93.2 sq.m. (1003 sq.ft.) approx.



1st Floor  
64.1 sq.m. (690 sq.ft.) approx.



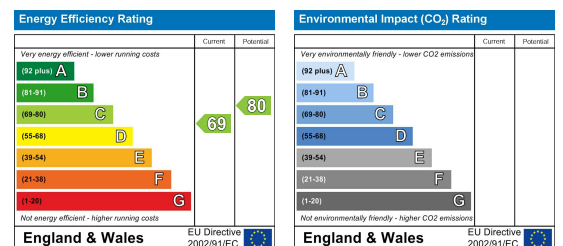
TOTAL FLOOR AREA : 157.2 sq.m. (1692 sq.ft.) approx.

Whilst every attempt has been made to ensure the accuracy of the floorplan contained here, measurements of doors, windows, rooms and any other items are approximate and no responsibility is taken for any error, omission or mis-statement. This plan is for illustrative purposes only and should be used as such by any prospective purchaser. The services, systems and appliances shown have not been tested and no guarantee as to their operability or efficiency can be given.  
Made with Metropix ©2025

## Viewing

Please contact us on 01606 514 152 if you wish to arrange a viewing appointment for this property or require further information.

## Energy Efficiency Graph



These particulars, whilst believed to be accurate are set out as a general outline only for guidance and do not constitute any part of an offer or contract. Intending purchasers should not rely on them as statements of representation of fact, but must satisfy themselves by inspection or otherwise as to their accuracy. No person in this firm's employment has the authority to make or give any representation or warranty in respect of the property.

01606 514 152 
 [info@cwestateagents.co.uk](mailto:info@cwestateagents.co.uk)  
 @CWestateAgent 
 @CWestateAgents